



ARCHITECTURAL
GRATES + DRAINS




SQP100Ti20DN100B

rass

Square Floor Waste

Square Floor waste with Tile Insert with Brass Finish



Code SQP100Ti20DN100Brass

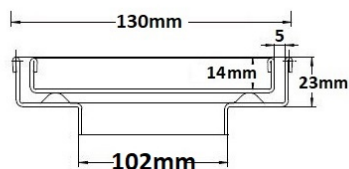
Range Square

Grate Style Ti

Category Square Floor Waste

Channel Material Stainless Steel

Steel Grade 316



Grates longer than 1500mm supplied in sections. Tile Inserts longer than 1200mm supplied in sections. Channels over 3000mm supplied in sections with joiner. +/-2mm tolerance on dimensions.

The SQP100Ti is a premium floor waste drain.

The SQ Range of floor waste units allow the integration of a standard floor waste with Stormtech linear drainage.

Tile Insert Floor waste measures 130mm x 130mm.


This waste is finished in brass.

It is suitable for tiles up to 12mm thick.

SPECIFICATIONS + DIMENSIONS

Channel Width	130mm
Channel Depth	23mm
Length(s)	130mm
Outlet Size	DN100

STORMTECH COLOUR FINISHES



Electroplate finishes subject to natural variation with time and local environment. Factors such as pools/surf beaches may require electropolishing. Contact us for suitability.

PRODUCT APPLICATIONS

Bathroom Drainage
Hospitality Drainage
Shower Drainage
Multi-Residential Drainage

Copyright © Stormtech Pty Ltd. Patent 733361. Drawings not to scale, please use dimensions shown.
Downloaded 21/06/2025 (please check for updates)



Visit **stormtech.com.au**
for tools + inspiration.

Phone **1300 653 403**

Email **info@stormtech.com.au**